




Cold Water Gas Direct Drive

Powerful, reliable pressure washers
for toughest cleaning jobs.

Commercial, Industrial, Residential
Aluminum Frame Direct Drive



6521

Standard Features:

- Aircraft grade aluminum frame
- 10" pneumatic tires
- Dual handles, no welds
- Hockey puck style feet
- Thermal Relief
- 50 mesh inlet filter
- Low oil shutdown
- 3/4" cold rolled steel axle
- Thermo-sensor
- Direct pumps
- Adjustable unloader



6607

Part	Model	GPM	PSI	Pump	Unloader	Engine
6430	CG050AR1F4	3.0	2000	AR RMV2.530D	Built-in	5.0 HP
6435	CG050CM1F4	3.0	2000	Comet AXD3020G	Built-in	5.0 HP
6356	CG065GP6F9	3.0	2500	GP TP2530G	VB280EZ	6.5 HP
6607	CG13GPEZF9	4.0	3500	GP EZ4040G	VB280EZ	13 HP
6905	CG13AR8F9	4.0	3500	AR SXMV4G40	VR35	13 HP

Hose, gun, lance, nozzles and injectors are sold as kits separately for the Hurricane pressure washers. See Page 93

NEW



HydroPower Cold Water

6.5 HP Direct Drive



- 6.5 HP Hydropower engine
- Powder coated steel frame
- AR RMV Axial pump
- Built-in unloader
- 10" pneumatic tires
- Nozzle holders on frame
- Hose hanger on frame
- One year warranty machine
- 2 year warranty on engine

13 HP Direct Drive




- 13 HP Hydropower engine
- Powder coated steel frame
- AR RSV pump
- Bolt-on unloader
- 10" foam filled tires
- Tool holder on frame
- Nozzle holders on frame
- Hose hanger on frame
- One year warranty machine
- 2 year warranty on engine

Part	Model	GPM	PSI	Pump	Unloader	Engine
6573	CGHP065AR	3.0	2000	AR RMV2.530D	Built-in	5.5 HP
6574	CGH13AR	4.0	3000	AR RSV4G40D		13 HP

Cold Water Gas Belt Drive

Designed for heavy duty commercial and industrial usage, Hurricane belt drive units will provide cleaning performance under the most challenging situations. Put these work masters to the test all day long to prove its superior value with minimal maintenance requirements.



3-v belt

Standard Features:

- Triplex plunger oil bath pump
- Adjustable pressure unloader
- Low oil alert
- Aluminum frame pneumatic tires
- Ship common carrier only



4-v belt

Hose, gun, lance, nozzles and injectors are sold as kits separately for the Hurricane pressure washers. See Page 93

Part	Model	GPM	PSI	Engine	HP	Pump
6580	CG13GPTSF8	4.0	3500	Honda GX390	13	GP TS1511
6082	CG18GPBD	5.5	3500	Briggs Vanguard	18	GPTS2021B

Hot Water Pressure Washers

Portable Direct Drive

Standard Features:

- Powder coated steel frame
- General triplex plunger pump
- Roll cage with lift hook
- 4 Pneumatic tires
- Schedule 80 coil
- 9 gallon poly fuel tank with filter
- Honda GX390 engine w/electric start
- Battery and marine battery box
- Beckett burner



Standard Accessories:

- Trigger spray gun with lance
- 50' high pressure hose
- Chemical injector
- 4 QC spray nozzles
- 1 QC chemical nozzle
- Pressure relief valve
- Thermal relief valve

Part	Model	GPM	PSI	Pump
6105	HG13GPHW4W	4.0	3500	EZ4040G

Skid Mounted Belt Drive

Standard Features:

- Heavy duty powder coated steel frame
- Schedule 80 coil
- 12v system w/20amp charging
- Commercial Electric start 12v system
- Battery and box included
- General triplex plunger pumps
- Beckett Burner
- Adjustable thermostat
- 4 belt system




Standard Accessories:

- Trigger spray gun with lance
- 50' high pressure hose
- Chemical injector
- 4 QC spray nozzles
- 1 QC chemical nozzle

Part	Model	GPM	PSI	Pump	Engine
6102	HG18GPSKID	5.5	3500	TS2021B	18 HP Vanguard
6107	CG20GPSKID	5.5	3500	TS2021B	20 HP GX630

Electric Direct Drive



- Triplex plunger pumps
- Aluminum frame
- Baldor ODP electric motors
- Inlet garden hose fitting
- 10" fully pneumatic tires
- Hose hanger on handle
- Nozzle holders


- GFCI optional on 5 HP machines
- 5HP unit equipped with electrical cord to connect to protected outlet

15amp plug on 1.5HP machines

20 amp plug on 2HP

NOTE: These are according to standards.

In order to use the 2HP you need a 20A receptacle, or change the 20A plug to a 15A plug.



Part	Model	GPM	PSI	RPM	Volts	Amps	Pump	Unloader	Motor	Shaft
6577	CE01AR1F6	2.0	1000	1750	120	14.5	AR XTA2G15EBA	VB3K	1.5 HP	5/8"
6885	CE02AR6F6	2.0	1500	1750	120	15.0	AR RCA2G22E	VB3K	2.0 HP	5/8"
6542	CE02AR1F6	2.0	1500	1750	120	16.8	AR XTA2G15EBA	VB3K	2.0 HP	5/8"
6042	CE02GP1F6	2.0	1500	1750	120	18.0	GP T9051EBF	VB3K	2.0 HP	5/8"
6811	CE02GP3F6	2.1	1500	3450	120	18.0	GP TT9061EBF	VB3K	2.0 HP	5/8"
6329	CE05AR4F6	3.0	2400	3450	240	19.0	AR RCV3G25E	AL606XEZ	5.0 HP	5/8"
6599	CE05GP3F6	3.5	2000	3450	240	19.0	GP TT2035EBF	AL605EZ	5.0 HP	3/4"

CAT Pump with 190°F Hot Kit

Part	Model	GPM	PSI	RPM	Volts	Amps	Pump	Motor	Unload
6223	CE02CP1F6	3.0	1000	3450	120	14.5	2SFX30GES3	2.0 HP	7500XS

Foam Tire Option

Replace the pneumatic tires on your electric pressure washer with foam filled tires

Part	Product
4989	Optional upgrade 2 foam filled tires

Hand Carry Frame Pressure Washers

Designed for stationary use and easy portability for those with limited space. These units can be mounted to a work bench, on a wall, the bed of a truck or simply carried from work site to work site



Part	Model	GPM	PSI	RPM	Volts	Amps	Pump	Unloader	Motor
6004	CE01AR1F7	2.0	1000	1750	120	16.0	XTA2G15EBA	VB3K	1.5 HP
6886	CE02AR6F7	2.0	1500	1750	120	16.8	ARRCA2G25E	VB3K	2.0 HP
6045	CE02AR1F7	2.0	1500	1750	120	16.8	XTA2G15EBA	VB3K	2.0 HP
6124	CE02GP1F7	2.0	1500	1750	120	20.0	T9051EBF	VB3K	2.0 HP
6812	CE02CM1F7	2.1	1500	3450	120	18.3	TT9061EBF	VB3K	2.0HP

CAT Pump with 190°F Hot Kit

Part	Model	GPM	PSI	RPM	Volts	Pump	Motor
6234	CE02CP1F7	3.0	1000	3450	120	2SFX30GES3	2.0 HP

Hose, gun, lance, nozzles and injectors are sold as kits separately for the Hurricane pressure washers. See Page 93



Residential Pressure Washer



- Cold water pressure cleaner is fitted with triplex pump with axial pistons
- Total stop system for automatic start/stop
- Water filter
- Quick connect garden hose
- Universal electric motor
- Adjustable spray head
- Detergent injector kit

Features:

- Trigger spray gun
- Lance with adjustable jet nozzle
- 18' high pressure hose

Specifications:

Pressure maximum: 1900
GPM maximum: 1.5
Horse Power: 1.5
Motor: 120v 60Hz
Weight: 22 lbs.

Part	Product
6750	AR383 Pressure Washer

PW Accessory Kits

Sold with pressure washer only

EVERYTHING QUICK CONNECTED!

High pressure hose w/quick connects

Spray gun w/quick connects plug inlet

Lance w/quick connect socket outlet

5 Quick change nozzles

Quick change injector kit



Hurricane Pressure Washer

Part	Product
6508	1/4" x 22mm x 30' hose kit
6500	3/8 x 50' hose (no injector)
6550	3/8" x 50' R1 4000 PSI hose kit


Hydro Power Pressure Washers

Part	Product
6579	3/8 x 50 3000 psi hose no inj. 22mm
6584	3/8 x 50' hose 4000 PSI (no injector)

Auto Shutdown Control

Automatically turn your motor on and off from gun. Will shutdown within 90 seconds of releasing the trigger.

Box size 11 1/2" x 8" x 5 1/2"




Activated with pressure switch.

Part	Product
6499	5hp single phase 110/220v
6554	25hp 3 phase 208/240/270/380/480v
5434	Optional ST-6 flow switch installed

Aluminum PW Frame

- Heavy duty aluminum
- 10" fully pneumatic tires
- Hose hangar
- Nozzle holders



Part	Product
3556	Aluminum

Frame Accessories



Part	Product
2638	10" tires with 3/4" bushing
3320	10" tires with 5/8" bushing
3306	10" Foam filled tire 3/4" bushing
5545	Inner tube 10" tire 350-4
4542	Frame foot (hockey puck style)
3029	Nozzle holder grommet
5028	Vibration Dampener 5 & 6.5HP
5029	Vibration Dampener 9 & 13HP

Hand Carry Frame


Easy to carry with soft rubber handle.

Hand portion bolts directly to motor.

Motor is bolted to base

Can be wall mounted.

Steel construction



Pump, motor and unloader not included

Part
6656

Safety Labels

Meet ANSI
Z535.4 of 2002



Part	Label Kit
6567	Labels for pressure washers (6/kit)