



Insta-Grip 250™

Bypass hose designed for use with push on fittings.

- 250 PSI maximum
- 190°F. maximum

Part	ID	OD
4016	1/4"	0.51
3655	3/8"	0.65
4017	1/2"	0.80
4964	5/8"	0.94
4965	3/4"	1.08



Polybraided Vinyl Tubing

Versatile, lightweight, reinforced tubing. conforms to FDA, USDA NSF-61 and 3-A standards for food service usage.

Part	ID	Roll	PSI
2903	1/4"	25'	250
2904	1/4"	50'	250
2905	1/4"	100'	250
6327	1/4"	300'	250
2906	3/8"	25'	250
2907	3/8"	50'	250
2908	3/8"	100'	250
6208	3/8"	300'	250
2909	1/2"	25'	200
2910	1/2"	50'	200
2911	1/2"	100'	200
2915	5/8"	25'	200
2916	5/8"	50'	200
2917	5/8"	100'	200
2912	3/4"	25'	150
2913	3/4"	50'	150
2914	3/4"	100'	150



Clear Vinyl Tubing

Part	Product
2288	1/4" ID 100' roll



Band Hose Clamps

- Stainless Steel band
- 10 clamps per bag



Part	Size	Band	Diameter
1495	#04	5/16" micro	1/4"-5/8"
1496	#06	5/16" micro	5/16"-7/8"
1499	#06	1/2"	3/8"-7/8"
1500	#08	1/2"	7/16"-1"
1501	#10	1/2"	1/2"-1-1/8"
1502	#12	1/2"	1/2"-1-1/4"
1556	#20	1/2"	3/4"-1-3/4"
3599	#24	1/2"	1"-2"

All 304 Stainless Steel Hose Clamps

Part	Size	Band	Diameter
5653	04	5/16" micro	1/4"-5/8"
5654	#06	5/16" micro	5/16"-7/8"
5626	#06	1/2"	3/8"-7/8"
5627	#08	1/2"	7/16"-1"
5628	#10	1/2"	1/2"-1-1/8"
5629	#12	1/2"	1/2"-1-1/4"
5646	#20	1/2"	3/4"-1-3/4"

Plastic Cable Ties

Part	Size	Color	Qty
1782	4"	Natural 18#	100
1785	8"	Black 40#	100
1789	11"	Black 50#	100
1788	11"	Natural 50#	100
4372	14"	Natural 50#	100
5636	15"	Natural 120#	100
5637	24"	Natural 175#	50



Hannay Reels®

Spring Rewind

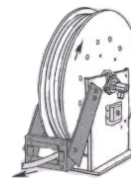
The reel leader.

A heavy duty spring motor provides self-contained rewind power. A non sparking ratchet assembly locks the reel when the desired length has been paid out.

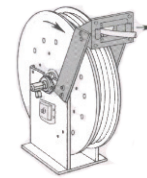


- 100' of 3/8" hose
- 1/2" Inlet/outlet
- 3000 PSI maximum
- 225°F. maximum
- 26" high 6" reel width
- 131 lbs ship weight

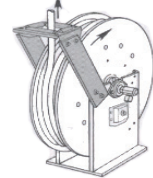
Be sure to specify the roller position when ordering. If roller position is NOT specified, reels will be shipped with rollers in the POSITION SR.



Position SR
Swivel joint right



Position TR
Swivel joint left



Position VR
Swivel joint right

Hose stop & hose sold separately

Ships via common carrier. Allow 2 weeks lead time

All Hannay Hose Reels are available. Please call for pricing and availability.

Part	Roller Position
6628	SR
6655	TR
6654	VR
5435	HS-3 hose stop

HOSE REELS



2 year limited warranty

Made in the USA

Heavy duty solid spun discs with rolled edges

Low profile riser & open drum slot

- Industrial grade brass, full flow swivel
- Permanently sealed pillow block bearings
- One piece ALL CNC robotically welded

100 Series "Challenger"



Lightweight, compact, versatile reels that perform at working pressures to 4000 PSI. Save time and effort while increasing the safety of your work environment. The sturdy "U" shaped frame and all steel construction make this one tough little reel.

- 4000 PSI maximum
- 225° F. maximum
- Adjustable friction brake
- Viton swivel seals

Part	Cox Part	Hose	Dimensions
4988	112-3-100	100'	18x13x12
4990	117-3-250	250'	18x18x17
2974	117-3-400	400'	22x18x17

Replacement Parts



Part	Cox Part	Product
4063	6329-1-1	Brake bearing EPDM
5977	1935	3/8FPT Brass Swivel
5993		Swivel repair 1935

1125 Series "Competitor"



Pictured with optional carry handle #6278

Has features demanded by industry professionals.

Solid steel crank smooth handle
Long handled lock pin secures reel
Adjustable friction brake

- 90° 1/2" FPT swivel
- 4000 PSI maximum
- 225°F. maximum

Part	Cox Part	3/8" Hose	W	H	L
4869	1125-4-200	300'	25 1/2	18 3/4	17 3/4
6980	1125-4-325	450'	31 1/2	18 3/4	17 3/4

Replacement Parts



Part	Cox Part	Product
6278	PR-1125HC	Carry Handle
4129	7429-4	Drag Brake
5344	439	Brass 1/2" swv
5979	Swivel Kit	for 439
2615	Locking pin	Assembly

Portable Hose Reel Cart



Pictured with competitor hose reel sold separate

COMPETITOR SERIES two wheeled cart. Ideal for grounds maintenance in restaurants, hotels, schools.

FEATURES:

- Steel handle detaches for storage
- Steel front legs with rubber feet prevent reels from slipping forward when pulling hose

Part	Product
4868	Hose reel cart only

CM Series Caddy Mount



"Caddy Mount" hand crank hose reel is perfect for carrying the extra long lengths of hose to the job site. Hose control bar prevents the hose from slipping off the side discs and makes it easy to grab.

- High quality 1" steel tube
- Base drilled for mounting
- Brass swivel inlet
- Adjustable friction brake
- 4000 PSI maximum
- 225°F. maximum

Part	Hose Max	WxHxL
5320	100'	18 x 13 x 13



Hose Reels



5431

Direct hand crank rewind with locking mechanism. Solid steel construction with durable powder-coat paint and full flow swivel.



5924



5355

- Industrial grade reel
- Maximum 4000 PSI
- Extend hose life
- Mount on wall, bench
- 225°F maximum

Part	Hose	In/Out	Ht	Wid
5355	50'	3/8" MPT x 3/8 FPT	12.5	13
5430	100'	3/8" FPT x 3/8 FPT	10.5	12.5
5431	150'	3/8 MPT x 3/8 FPT	13.5	10
5924	200'	3/8 MPT x 3/8 FPT Compact	16.5	10

Replacement Parts



Part	Product
4255	Handle Assembly w/screws
5429	Swivel 3/4 MPT & 3/8 FPT In 3/8 FPT out 4000 PSI maximum
5428	Swiv. 1/2 M x 3/8 F 4000 PSI
6782	Swivel kit 5428 & 5429
6753	Swivel o-ring kit 5428 & 5429
2603	Hi temp swivel kit 5428 & 5429